



Ultra Scrubber Ultra Sonic Wave System



© Copyright 2014 all rights reserved
Skin for Life a division of Lifeline Medical, Inc.

ver2015-1

INTRODUCTION

OUR PROMISE TO YOU!

We are dedicated to providing reliable, affordable, and results-oriented professional equipment. Since 2003, we have been providing superior equipment, such as: microdermabrasion, microcurrent, oxygen infusion, LED Light Therapy along with performance professional skin care.

Our parent company Lifeline Medical, Inc. has been in business since 1991. A strong commitment to customer service has contributed to our success. I, as owner and President, pledge to continue this tradition and to make Skin for Life the premier customer service oriented company in this industry.

Our dedicated employees understand the importance of customer focus and we treat all our customers with integrity and respect. We realize that our ability to grow as a company is directly related to customer satisfaction and that you make the final choice when selecting a vendor.

We look forward to the opportunity to support your business with quality equipment, supplies, and skin care. Thank you for giving us a chance to earn your trust.



Tushar Shah
President and Founder of Skin for Life

ULTRA SCRUBBER + SONIC WAVE SYSTEM

Important Safety Instructions	4
The Buzz on Ultra Sonic Waves	5
Precautions & Contra indications	6
Diagrams 1 & 2	7
Ultra Scrubber Instructions	8
Ultra Scrubber Application Techniques	9
Sonic Wave Instructions	10
Sonic Wave Application Techniques	11
Basic Skin Therapy Protocol	12-14
Informed Consent ~ Sample Form	15
Spa Informed Consent ~ Sample Form	16
Mandatory Warranty Guidelines	17-18
Return Policy	18
Skin for Life pure science professional skin care overview	19
Warranty Card	20
Customer Satisfaction Survey	21

Please complete and return your Warranty Card to Skin for Life through any of the following methods:

Fax: (352) 797.8669

Email: sales@skinforlife.com

Mail to: 15241 Telcom Dr., Brooksville, FL 34604

ULTRA SCRUBBER + SONIC WAVE SYSTEM



Important Safety Instructions

Operation Safety Instructions –

- Read all instructions before use to avoid injury.
- To avoid serious injury or death, follow safety information in this document.
- Keep this manual for reference.
- Read all product safety labels.
- Refer to local building codes for installation requirements.
- Always turn off machine when not in use.

Safety Information:

All Electrical Devices for Prevention of Electrical Shock Exposure -

- Keep machine unplugged when setting up machine to prevent accidental injury.
- Make sure machine is on a clean and dry surface area to prevent any accidental injury.
- Prohibit water from seeping into the machine housing.
- Avoid any water and/or liquids around the vicinity of the machine when in use or not in use to prevent any accidental injury.
- Check the cord and plug for damage before use.
- Pay attention to safety labels on machine before plugging the cord into an outlet.
- Switch on the equipment only after plugging into an outlet. Always turn off the machine before unplugging the cord from the outlet.
- Allow sufficient space for ventilation to prevent overheating.
- Avoid placing the cord near any hot objects.

ULTRA SCRUBBER + SONIC WAVE SYSTEM

The Buzz on Ultra Sonic Waves -

Using ultra sonic waves in the beauty industry, brought a heightened awareness when working with professional skin care formulas.

The cavitation responses gave way to decreasing the thickness of stratum corneum, where professional treatment formulas have a greater chance of interacting with cell membranes.

Professionals are able to interact rapidly, and proficiently by delivering vital nutrients to skin. This is a great help when making skin change.

Ultra sonic waves through cavitation helps to lift, hydrate, and protect the skin's surface. Ultra Scrubber lifts by exfoliating the surface of the skin and ultra-sonic wave attachments enhance product penetration to support skin health.

Ultra Scrubber is fantastic for lifting dead skin cells without the friction or abrasion that may cause sensitivities to various skin conditions. Perfect for sun damaged skin as well as various pigmentation that are associated with sun.

Ultra scrubber is also excellent for oily and troubled skin conditions, you may perform ultra-scrubber on mild, moderate, to severe oily and blemished skins.

Ultra Sonic waves are designed to increase the depths of product penetration. It allows skin professionals to indirectly affect deeper layers to encourage a healthier skin function. Mature skins, i.e. wrinkles, fine lines, and scars, sonic waves build volume - fullness for a beautiful youthful complexion.

Ultra Sonic Waves are excellent in conjunction with microdermabrasion, cosmetic acid exfoliation, microcurrent, oxygen infusion systems, and many more combinations for your clientele's long term results.

ULTRA SCRUBBER + SONIC WAVE SYSTEM

Pre Cautions:

Do not use ultra scrubber or ultra sonic hand pieces too close to the eyes.

Do not perform on the anterior of the throat

Chronic wounds - may need to be addressed by a dermatologist

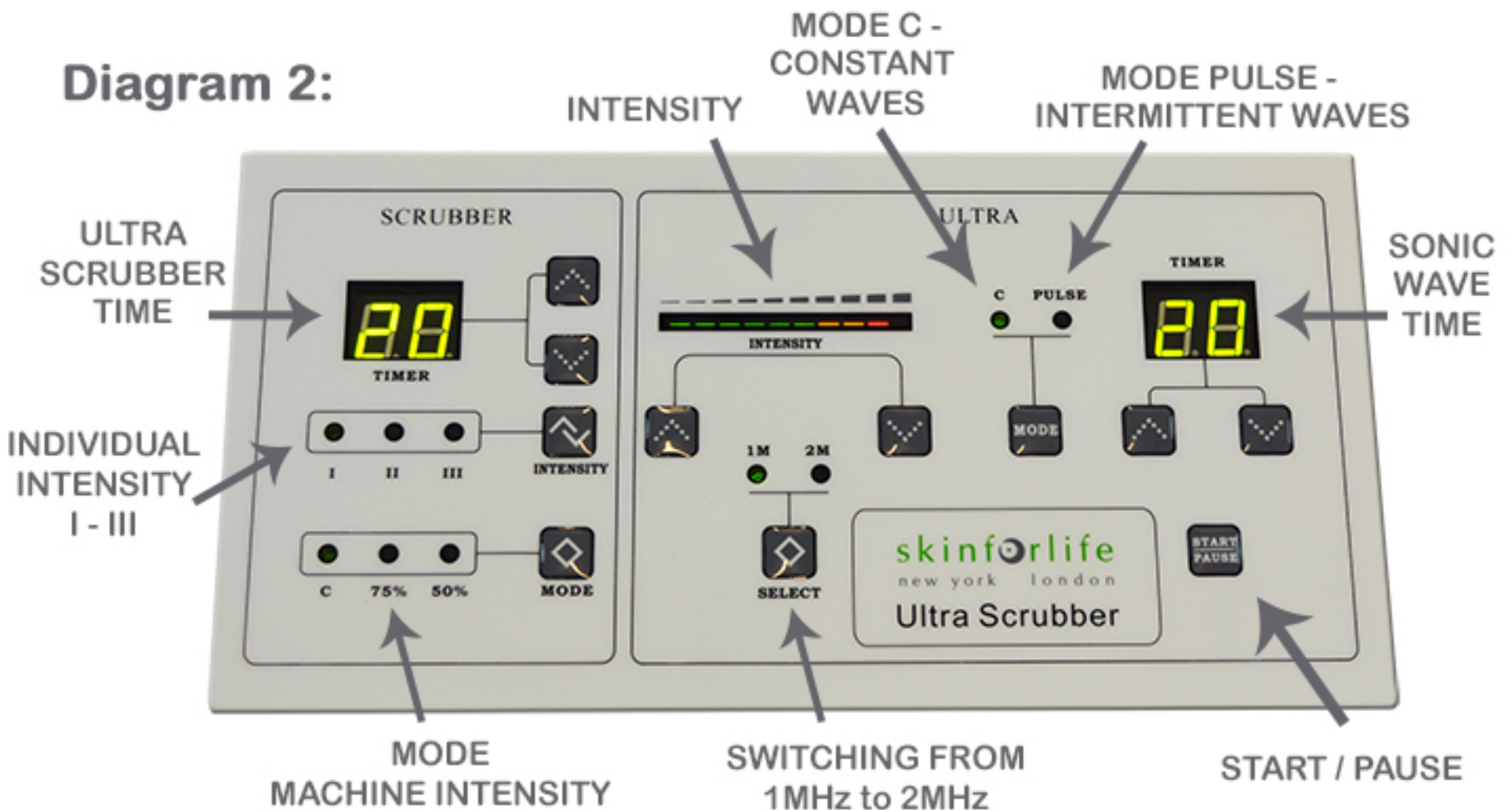
Do not use on damaged or at risk skin

Regenerating nerves - may be uncomfortable from certain cosmetic procedures. Ask for a physician consent if necessary.

Contra-indications

- Heart Disease
- Pregnancy
- Pace Maker
- Epilepsy
- Cancer
- Herpes Zoster (Shingles)

ULTRA SCRUBBER + SONIC WAVE



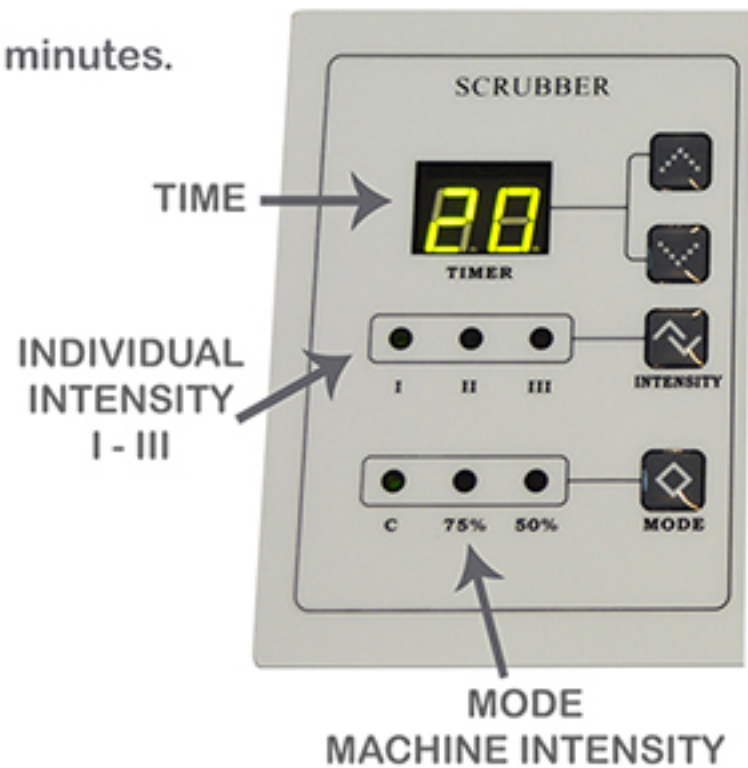
ULTRA SCRUBBER INSTRUCTIONS

Ultra Scrubber - Insert the scrubber blade “plug” into the scrubber output portal located on front side of the machine. (see *Diagram 1*).

TIME - 20 minute default setting - maximum 60 minutes.

INDIVIDUAL INTENSITY:

- I - Low frequency - when working with sensitive skin and troubled skin.
- II - Medium frequency - when working with resistive oily skins, sun damaged skin, blemished skins.
- III - High frequency - sun damaged skin, oily, and troubled skin.



MODE - Machine Intensity C - 75% - 50%

C - constant - resistive skins (closed comedones, milia cyst, open comedones), oily, troubled/blemished skin, sun damaged skin, back, shoulders, hands, and feet.

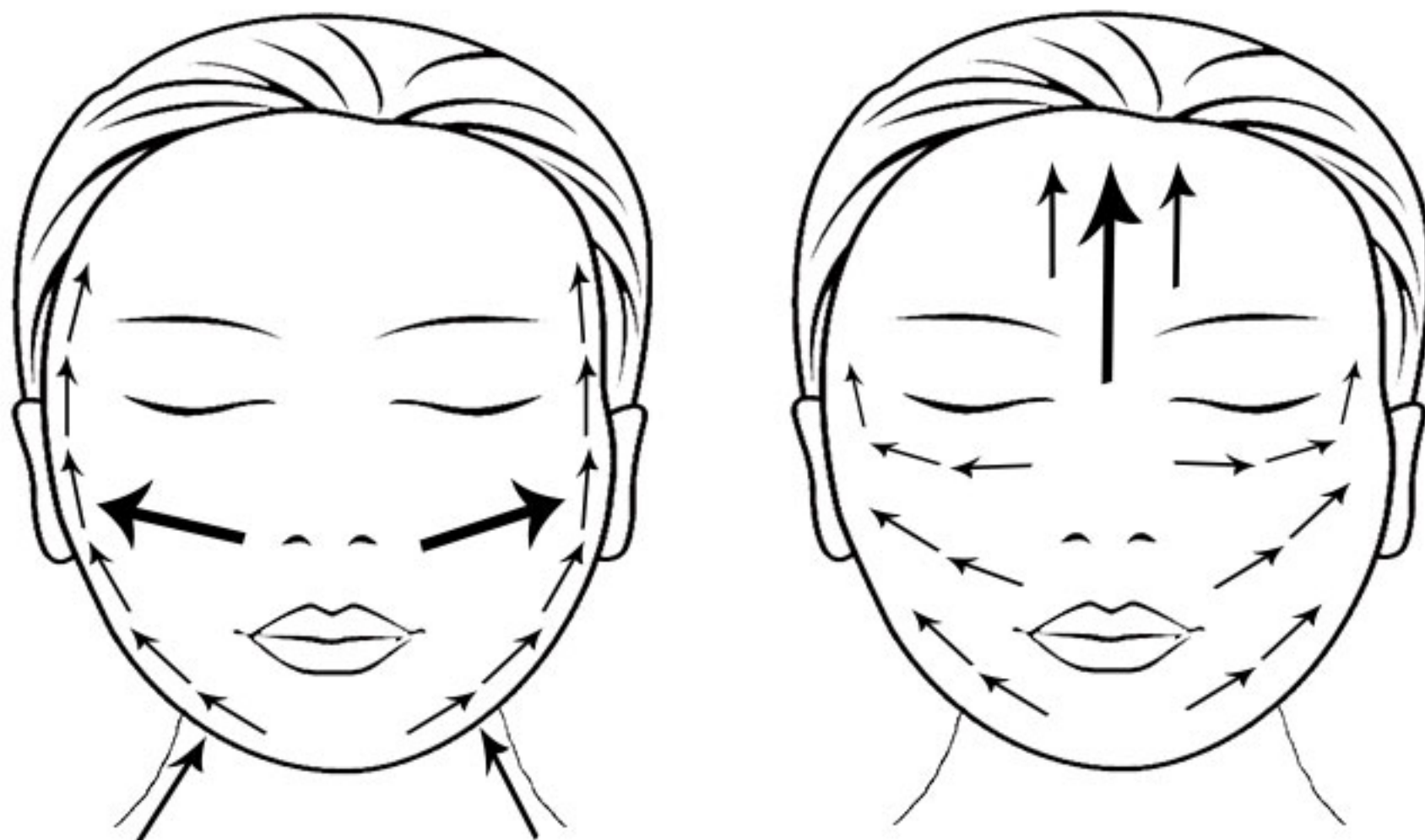
75% - resistive skins (closed comedones, milia cyst, open comedones), oily skins, back, shoulders, hands, feet.

50% - sun damaged skin, sensitivities, troubled/blemished skin, backs, shoulders, and feet.

Maximum performance time - 10 minutes to complete exfoliation.

Skin Type		Working Mode	Output Strength	Working Time
Facial Skin	Normal Skin	C, 75%, 50%	I, II	5 minutes
	Clogged pores, Oily skin	C, 75%	II	10 minutes
	Sun damage skin, Acne	C, 50%	II, III	10 minutes
	Problem skin, Allergic skin	50%	I	5 minutes
Back, Shoulders, Hands and Feet		C, 75%, 50%	I, II, III	10 minutes

Ultra Scrubber Application Techniques



Ultra Scrubber Blade - Use the suggested settings referenced on page 8.

The purpose of using the Ultra Scrubber is to lift dead skin cells from the stratum corneum so your client may receive performance results.

Please use the diagram above to assist you with the proper directional techniques. Use upward strokes with outward movements as indicated above.

***Important Notes** - When performing with the Ultra Scrubber Hand Piece, please keep continuous movements, DO NOT stop and rest the hand piece on the skin. Your movements must be on going.

Be careful of pressure when pressing down with the ultra – scrubber hand piece, glide the ultra-scrubber hand piece gently without firm pressure.

Skin Must Be Kept Moist so the cavitation may work to remove dead skin cells proficiently. Our Skin for Life Enzyme Exfoliate + papaya complex is strongly recommended to be used in conjunction with the ultra – scrubber hand piece.

ULTRA SONIC WAVE INSTRUCTIONS

Flat Ultra Sonic Hand Piece - 1 MHz hand piece

This hand piece has a turn lock plug in. Once you insert the black plug into the silver output portal you must turn to the right to lock the plug into the output portal (see Diagram 1).

The flat hand piece is for flat areas of the face where you may perform more lifting and firming movements to increase skin volume and fullness. See Diagram 2 for Panel display.

Improve Facial Contouring, Wrinkles, and Fine Lines	
MODE:	C - constant frequency - Duration of performance application 10 minutes of constant frequency.
	Pulse: intermittent frequency for deeper waves. Duration of performance application 5 - 10 minutes of pulse.

Variations of Pigmentation	
MODE:	C - constant frequency - Duration of performance application 10 - 15 minutes of constant frequency.
	Pulse: intermittent frequency for deeper waves. Duration of performance application 5 - 10 minutes of pulse.

Sensitive Skins - Temporary or Chronic Sensitivity	
MODE:	Pulse: intermittent frequency for deeper waves. Duration of performance application 8 - 10 minutes of pulse.

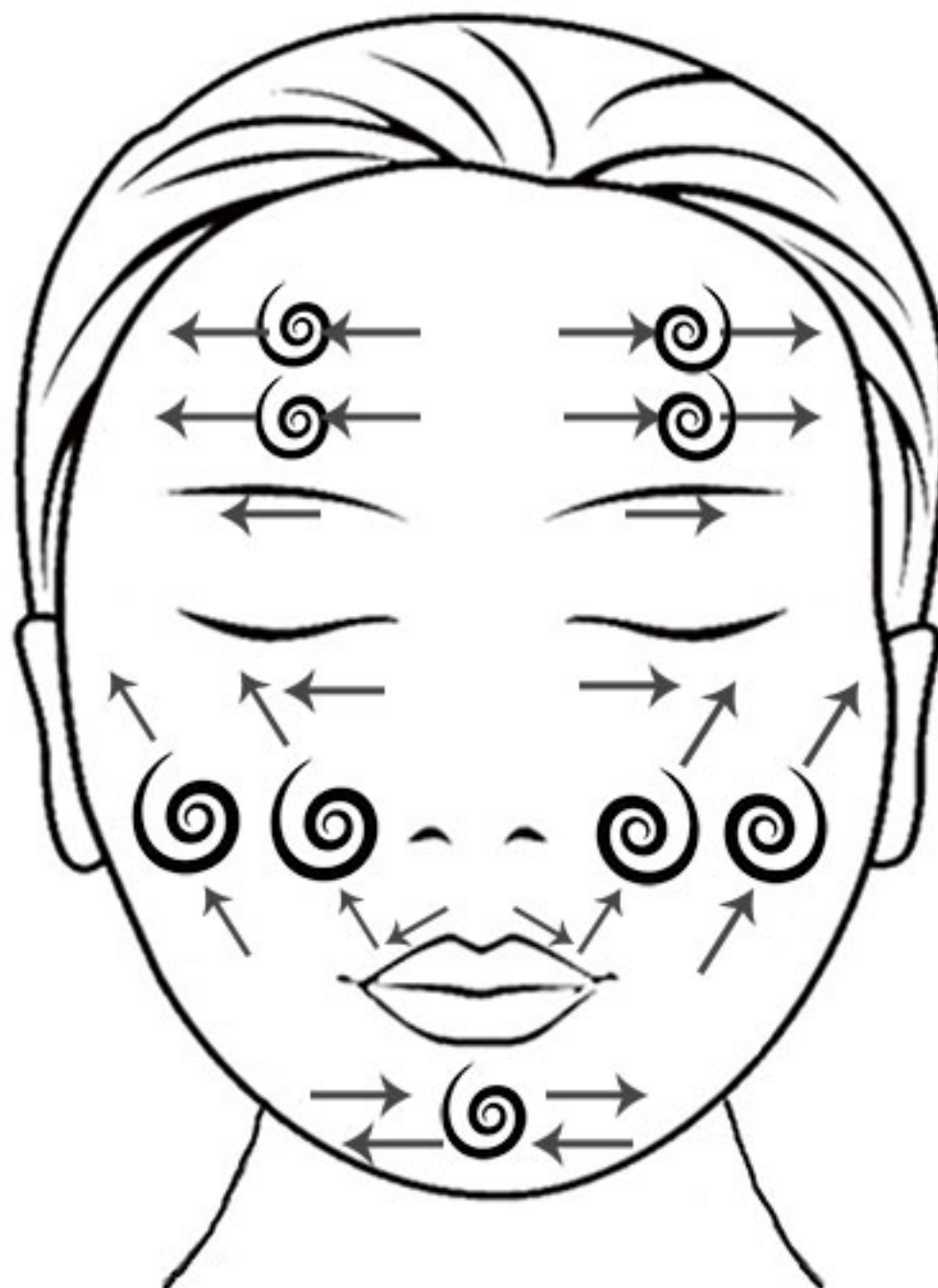
Cone Shape Ultra Sonic Hand Piece - 2 MHz hand piece

Like the flat hand piece you must insert the plug in and turn to the right to lock into place before starting your treatment. (see Diagram 1)

This hand piece is a specialty hand piece that is used for the surrounding eye area or for more targeted areas of the face, i.e. around lip line because of fine lines or wrinkles. See Diagram 2 for Panel display.

Eye Care	
MODE:	C - constant frequency - Duration of performance application maximum 10 minutes of constant frequency.

Ultra Sonic Application Techniques



Ultra Sonic Flat Hand Piece 1 mHz - using circular lifting movements, follow the diagram to apply movement techniques. Use the 1 mHz flat hand pieces for flat areas of the face.

Ultra Sonic Cone Shaped Hand Piece 2 mHz - use for the surrounding eye area and target areas around the lip line.

The purpose of the Flat 1 mHz hand piece and the Cone Shaped 2 mHz hand piece is to increase volume - fullness within the layers of the epidermis.

Maximum amount of treatment time 15 minutes, the Minimum is 8 minutes - both being dependant on the skin and sensitivities of your client. Please refer to the application instructions on pages 10.

ULTRA SCRUBBER + SONIC WAVE SYSTEM

Basic Skin Therapy Protocol

Cleanse – Cleanse using the appropriate cleanser – Do **NOT** add water to cleansers. Let the cleanser bind with the skin to emulsify dirt and debris. Remove with moistened sponges, gauze, or warm towels.

- **Gentle Milk Cleanser + vitamins A & E** – Dry, mature, chapped skin – all skin types.
- **Gentle Gel Cleanser + soothing aloe** – sensitive skins, oily sensitive skins.
- **Salicylic Gel Cleanser + clarifying solution** – oily, troubled, and blemished skins

Tone – Instant Soothing Toner + natural actives

Spray 3 – 5 times over the entire face and neck area and use sponges or gauze to remove the residue from the cleansing step. Dry Skin Completely

Enzyme Exfoliate + papaya complex with LSS™ delivery – apply an even medium – thick application with a facial mask brush. You may use moisten finger tips to massage for 1 – 2 minutes, then reapply water by using a facial mask brush. Make sure skin is moist.

Ultra Scrubber Hand Piece – with continuous movements use the application techniques, which are on page 9. Be mindful of your pressure, let the blade do all the work. No need to push down to apply pressure. Touch the skin and glide the ultra-scrubber blade gently over the Enzyme Exfoliate + papaya complex in the recommended procedural directions.

Skin Types and Conditions	Individual Intensity	Mode – Machine Intensity	Time Allowed
Sensitive and Troubled Skin	I – low frequency	50%	5 minutes
Mature – Sun damaged Skins	II or III frequency	C – 50%	10 minutes
Oily Skins – Blemished Skins	II or III frequency	50% - 75%	10 minutes

Once application is completed. Remove with warm towel, sponges, or gauze thoroughly.

Tone –

- **Instant Soothing Toner + natural actives** - spray 3 – 5 times over the treated areas and remove with moistened sponges and/or gauze.

Active + Restore –

- **Vita C Peptide Serum + LSS™ delivery** – excellent super antioxidants for the skin as well as an added brightener for pigmented and uneven skin tones.
- **Moisture Booster + hyaluronic acid with LSS™ delivery** – perfect for all skin types with the extra hydration to balance and brighten all skin tones.

Apply Vita C Peptide Serum with Moisture Booster for a double support system.

ULTRA SCRUBBER + SONIC WAVE SYSTEM

Basic Skin Therapy Protocol - *continued...*

Nourish + Protect –

- **Vital Recovery Concentrate + natural botanicals with LSS™ delivery** – perfect for all skin types and conditions. Accelerates healing, circulation, and soothing sensitive skins.
- **Antibac Essentials + lysozyme protection with LSS™ delivery** – Important for oily, troubled, blemished skin conditions.
- **Ultra Performing Complex + vitamins A, C, E with LSS™ delivery** – If you have mature, slacking, or sun damaged skin this will offer the right amount of daily nutrients to give a more resilient youthful appearance.
- **Moisture Complex nourishing peptides** – Astounding combination of growth peptides and moisture concentration ingredients. Use as a moisturizer or mix equal parts with your favorite moisturizer for more water concentration for unbalanced skin.

You may use 1 or more of the above selection to massage or as an active pure science dual system for performance results with the Ultra Sonic Hand Piece.

Massage – Once completed.

Ultra Sonic Wave Hand Pieces –

Conductivity Gel – Apply a medium – thick layer of conductivity gel on the entire face. You may apply extra moisture by using a face mask brush and water.

1MHz - Flat Head Ultra Sonic Hand Piece –

Please refer to the directional procedures for the Flat Head Ultra Sonic Hand Piece on page 11. Your movements should be in circular upward movements for firming and lifting movements.

2MHz - Cone Head Ultra Sonic Hand Piece –

Please refer to the directional procedures for the Cone Head Ultra Sonic Hand Piece. Your moves should be smooth, and outward movements. Please note do not perform movements directly under the eyes.

Review the procedural time per skin type and condition. Maximum time is 10 minutes - Minimum time 5 minutes. See page 10 for details.

Once you have completed your skin treatment, you may remove with a warm towel (**NOT hot**).

Tone –

- **Instant Soothing Toner + natural actives** - spray 3 – 5 times over the treated areas and remove with moistened sponges and/or gauze.

ULTRA SCRUBBER + SONIC WAVE SYSTEM

Basic Skin Therapy Protocol - *continued...*

Active + Restore –

- **Vita C Peptide Serum + LSS™ delivery** – excellent super antioxidants for the skin as well as an added brightener for pigmented and uneven skin tones.

Nourish + Protect –

- **Vital Recovery Concentrate + natural botanicals with LSS™ delivery** – perfect for all skin types and conditions. Accelerates healing, circulation, and soothing sensitive skins.

Algae Vitamin Mask phase 1 + Algae Liquid Booster phase 2 – (Skin for Life's Signature Cold Therapy Mask)

Once you have applied your Active + Restore Serum Building and Nourish + Protect Moisture Building, you may begin your cold therapy mask application.

Mix phase 1 and phase 2 together in a glass or stainless steel bowl. Blend until a smooth consistency, work fast, once the alginates start to interact with the phase 1 it will start to rubberize.

Start with the forehead and transition until face is completed with a medium – thick application. If you wish to complete an application to the neck area, please use additional sachets.

Leave for 5 minutes or until your mask is fully formed and rubberized. Lift and remove.

Tone –

- **Instant Soothing Toner + natural actives** - Spray 3 – 5 times over the treated areas and remove with moistened sponges and/or gauze.

Active + Restore –

- **Moisture Booster + hyaluronic acid with LSS™ delivery** – perfect for all skin types.

Nourish + Protect – mix equal parts of:

- **Vital Recovery Concentrate + natural botanicals with LSS™ delivery** – perfect for all skin types and conditions. Accelerates healing, circulation, and soothing sensitive skins.
- **Moisture Complex nourishing peptides** – Astounding combination of growth peptides and moisture concentration ingredients.

SOL defense SPF 30 Broad Spectrum Sunscreen UVA UVB –

Choice of Natural / Medium / Dark tints. Physical Protection with a flawless even finish.

Informed Consent ~ Sample Form

Please Print

First Name: _____ Last Name: _____

Date of Birth: _____

Address: _____

City: _____ State: _____ Zip: _____

Phone: _____ Cell: _____ Work: _____

Emergency Contact: _____ Phone: _____

Physician: _____ Phone: _____

Referred By: _____

1. What is the reason for your visit today? _____

2. Are you under the care of a physician including dermatologist?
If yes please state the reason _____

3. Are you pregnant? Y or N Are you planning to become pregnant? _____

4. Do you smoke? Y or N

5. Please circle the one that best describes your daily stress level. High, Medium, or Low Stress

6. Do you have metal in your body? Such as dental work, pins, plates, stints, etc.
Be specific _____

7. Do you have allergies? Y or N

8. Please list ALL MEDICATIONS: _____

9. What type of exfoliation skin care products do you use? Glycolic, scrubs, retin A or any vitamin A derivatives.
Please specify: _____

10. Do you have or have you had the following: Please check all that apply:

Epilepsy Fever Blisters (Have you ever HAD?) Cardiac Concerns Acne Keloid
 Sinus Concerns High Blood Pressure Fibromyalgia Pacemaker Heart Stints
 Diabetes Botox Kidney Disorders Immune Disorder Metal implants Dental Work
 Lupus Mitral Valve Prolapse Herpes Cancer Hyaluronic Fillers Asthma
 Synthetic Fillers Plastic Surgery Skin Cancers Hepatitis Herpes Zoster (Shingles)

What products are you currently using? Cleanser _____ Toner _____

Scrub _____ Creams _____ Sunscreens _____ what SPF? _____

Eye Creams _____ Serums _____

I understand the information I have given is to aid the skin therapist and is not a substitute for medical care and I understand the questions and I have answered them honestly and accurately.

Signed By Client _____ Date _____

Spa Informed Consent ~ Sample Form

- Do not wear contact lenses during treatment sessions - they may be placed back in after treatment.
- Do not use glycolic, AHA's, or any retinol products 48 hours before or after treatment.
- You must not be currently taking Accutane. Nor have you taken Accutane for the previous 8 months to 1 year.
- No suntan beds for 2 weeks post treatment (recommend self tanners for a healthy lifestyle change).
- Physical sunscreen of at least SPF 30 to be applied and re applied during sun exposure.

Initials Required

_____ I have been thoroughly informed by professional therapist _____ of any complications to recommended procedure _____ and I understand there are no guarantees to procedures given by _____.

_____ I am committed to following post treatment care given to me by professional therapist _____ to ensure the best possible result.

_____ I have given all medical information to the best of my knowledge to _____ to prevent any contra indications to procedures.

Yes or No - I have had a history of cold sores, fever blisters, and/or shingles.

Yes or No - I am using (Retin A, Tretinoic Acid, Differin, Glycolic Acid, Accutane, or other vitamin A derivative topical creams and/or ointments.

_____ I have not used any performance agents within the last 5 - 7 days, knowing that this is a contra indicator for having procedures performed.

_____ I am committed to avoiding the sun and/or tanning facilities for the recommended time suggested by professional therapist _____.

Client Signature: _____ Date: _____

Professional Therapist Signature: _____ Date: _____

ULTRA SCRUBBER + SONIC WAVE SYSTEM

Warranty Guidelines

Warranty Agreement ~

1. Complete the warranty registration card and fax back to Skin for Life corporate office at (352) 797.8669 or email sales@skinforlife.com. This will enable you to take full advantage of Skin for Life's warranty coverage.
2. Skin for Life warrants this product to be free of defects in material and workmanship for a period of **one year** from the date of original purchase. (*Initial User Only - non transferable*).

Responsibility of Original Purchaser ~

1. Return Warranty Registration Form
2. Retain Sales Receipt
3. Keep Packaging (Box and Packing Material) for at least 1 year
4. If machine requires off site service, contact Skin for Life authorized warranty service and technical center (866) 312.SKIN (7546).
5. *If equipment is brought back to Skin for Life under warranty and it is determined that lack of maintenance is the reason why equipment is compromised, customer will incur freight and repair costs.*

Training Support:

Equipment Training is mandatory to avoid improper use of equipment and to avoid compromising your warranty. Call Skin for Life at 866-312-7546 to schedule your initial training which may take place onsite or by web conference.

Note*** Maintenance is enforced along with proper training so you may maintain an excellent working machine. Without proper maintenance and training you could possibly VOID your warranty.

ULTRA SCRUBBER + SONIC WAVE SYSTEM

Warranty Guidelines

This warranty does not cover:

1. Merchandise sold as demo units, reconditioned, floor models and/or display models.
2. Merchandise used as “Rental” equipment.
3. Merchandise that has become inoperative because of misuse, improper and/or unauthorized repair or alterations; or failure to operate product in accordance with the instructions provided in the “General Operating Manual” and reiterated in the “Mandatory” training received onsite or by webinar.
4. Repair and transportation costs if equipment is determined not to be defective.
5. Any incidental, indirect, or consequential loss, damage or expense that may result from any defect, failure or malfunction of the products.

Skin for Life Return Policy

- All returns and/or credits are subject to approval by Skin for Life and MUST be made within 30 days of the original sale.
- If merchandise is returned after 30 days or without proper authorization then it is Skin for Life’s prerogative to charge a 25% restocking fee.
- Customers incur all “Shipping Costs” for the return of equipment, supplies, and/or skin care to Skin for Life.
- Everything must be returned in original “New” condition.
- Skin for Life only accepts unopened and untampered skin care products as a return. A 25% restocking fee may be applied.
- All accessories must be returned with equipment.
- Once received, Skin for Life will evaluate the equipment and accessories. Once confirmed, credit will be issued to customer. Credit Memo will be emailed to customer for confirmation of the refunded funds.

Skin for Life pure science professional skin care with **ULTRA SCRUBBER + SONIC WAVE SYSTEM**

When Skin for Life started manufacturing machines, we knew as a company that skin care should be a rebuilding process from progressive treatments like microdermabrasion, and microcurrent.

We started working with cosmetic experts to formulate our immunity professional skin care. Our Skin for Life pure science skin care repairs, recovers, and restores all skin types, conditions, and colors without inflammation and long term irritation.

We wanted building blocks for long term healthy skin results. Our product line removes the stress, so all skin may proceed with a normal healthy function. Skin for Life trademarked LSS™ delivery “Life Sustaining System” enriches our formulas by providing key amino acids and peptides that are immunity driven for your skin’s protection and well being. Our ingredients are the innovative performance that makes Skin for Life pure science perfect for every skin condition, types, and color.

It is our pleasure to introduce you to Skin for Life pure science. You may add our signature treatments to your menu, and introduce healthy results to your clients/patients.

We look forward to hearing from you...

Enjoy, Experience, and Explore
Skin for Life pure science professional skin care.

It is a Beautiful Thing to have Healthy **Skin for Life!**

ULTRA SCRUBBER + SONIC WAVE SYSTEM

Warranty Card

1. Upon receiving your order please unwrap the package and inspect your merchandise.
2. Notify Skin for Life immediately at (866) 312.SKIN (7546) if there is any damage.
3. Fill out the Warranty Card, below, and fax to (352) 797.8669.

SKIN FOR LIFE PRODUCT WARRANTY CARD	
Purchase date:	Invoice #
Model name:	Serial #
Name:	
Company Name:	
Contact Person:	
Address:	
Phone:	
Email:	
<i>Disclaimer: I have read the warranty provisions, disclosures and disclaimers set forth in the manual and understand said warranty is conditional upon proper maintenance and proper usage of the equipment. (signature)_____</i>	

You may submit by Fax: (352) 797.8669, Email: sales@skinforlife.com
or mail to: 15241 Telcom Dr., Brooksville, Florida 34604

ULTRA SCRUBBER + SONIC WAVE SYSTEM

Customer Satisfaction Survey

Please take a moment to complete our customer satisfaction questionnaire and return it with your warranty card. Your opinion matters to us as we are continuously striving to improve our service to you.

1. How did you initially hear about Skin for Life?

Spa / Salon Esthetician Dermatologist
 Cosmetologist Magazine Internet
 Facebook / Social Media Trade Show
 Referred by: _____

2. Have you purchased from Skin for Life before? Yes _____ No _____

What product(s)? _____

3. How satisfied are you with your Skin for Life experience regarding:

	Very Unsatisfied	Unsatisfied	Neutral	Satisfied	Very Satisfied
Purchase experience (placing order, delivery)	<input type="radio"/>	<input type="radio"/>	<input type="radio"/>	<input type="radio"/>	<input type="radio"/>
Installation / Setup (easy to follow instructions)	<input type="radio"/>	<input type="radio"/>	<input type="radio"/>	<input type="radio"/>	<input type="radio"/>
Initial Training (timely, thorough, easy to follow..)	<input type="radio"/>	<input type="radio"/>	<input type="radio"/>	<input type="radio"/>	<input type="radio"/>
Customer Service experience (knowledgeable, courteous, etc.)	<input type="radio"/>	<input type="radio"/>	<input type="radio"/>	<input type="radio"/>	<input type="radio"/>
Website, Social Media (ease of use, informative content, etc)	<input type="radio"/>	<input type="radio"/>	<input type="radio"/>	<input type="radio"/>	<input type="radio"/>

4. Consider if you would the total package i.e. Skin for Life customer service, Ultra Scrubber System features and benefits, and cost. How satisfied are you with the Total Skin for Life Experience?

Very Unsatisfied	Unsatisfied	Neutral	Satisfied	Very Satisfied
<input type="radio"/>	<input type="radio"/>	<input type="radio"/>	<input type="radio"/>	<input type="radio"/>

5. If you were less than totally satisfied, what could have been done to serve you better?

Email your completed warranty card and survey to us at sales@skinforlife.com and **receive 10% off your next supply order.**

Thank you for your time and we appreciate your business.



Mail to: 15241 Telcom Drive
Brooksville, FL 34604

Call toll-free US: (866) 312.SKIN (7546)

Email: sales@skinforlife.com
service@skinforlife.com

Visit our Websites: www.skinforlife.com



NO ANIMAL
TESTING